

Jane Saunders & Manning Ltd

Specialist in Orthopaedic Footwear & Orthoses



Handmade In Great Britain Since 1973



www.jsmltd.co.uk

INTRODUCTION

Established in **1973** this family run company has a reputation for outstanding quality in our extensive range of handmade **FOOTWEAR** and vast range of **ORTHOTICS**. We are proud of all we have achieved over 45 years and continue to put you and your needs first.

ORTHOPAEDIC footwear has changed over the years and we are pleased to stay up to date with the latest styles, colours and materials. We also utilise **CAD CAM TECHNOLOGY** for a variety of total contact inlays.

Our range of **ORTHOTICS** is extensive and tailored to fit you, the individual patient, and your needs.

DIABETIC footwear is equally specialised and most of our styles can be adapted to our standard diabetic specification.

We also carry out a variety of **REPAIRS AND ADAPTATIONS** to all types of products. Whether it is shop bought, stock or bespoke footwear or any type of orthotic.

We can provide a **MEASURING SERVICE** for new footwear orders. You can arrange to visit our technician to see how we may be able to meet your needs by contacting us.

LADIES FOOTWEAR RANGE

CHALLIS

FEATURING: KEYHOLE FRONT WITH BUCKLE
STYLE CODE: 600
PICTURED IN: RED



PICTURED IN: BEIGE

PRIMROSE

FEATURING: T BAR WITH VELCRO
STYLE CODE: 601
PICTURED IN: NAVY



VARIOUS PUNCH DESIGN
OPTIONS AVAILABLE

AIREDALE

FEATURING: LACE FASTENING COURT SHOE
STYLE CODE: 409
PICTURED IN: BLUE



OPEN TOE SANDAL
OPTIONS AVAILABLE

All Footwear can be adapted to suit your needs, style or colour. Padded toplines are optional extra on most footwear and must be asked for. Some of our range is available as Stock Footwear see Page 24 & 25. If you see a style that you like but would prefer for it to have more or less of a particular feature, please ask. We are happy to discuss your options.

LADIES FOOTWEAR RANGE

GINA

FEATURING: PADDED COLLAR
STYLE CODE: 633
PICTURED IN: DARK BROWN



AVAILABLE IN: VIBRAM SOLE

CHIFFON

FEATURING: LACES
STYLE CODE: 618
PICTURED IN: NAVY



FEATURING: VELCRO
PICTURED IN: WHITE



LINSEY

FEATURING: ELASTIC OVERSTEP
STYLE CODE: 606
PICTURED IN: RED



PICTURED IN: MUSHROOM



All Footwear can be adapted to suit your needs, style or colour. Padded toplines are optional extra on most footwear and must be asked for. Some of our range is available as Stock Footwear see Page 24 & 25. If you see a style that you like but would prefer for it to have more or less of a particular feature, please ask. We are happy to discuss your options.

LADIES FOOTWEAR RANGE

ALICE *

FEATURING: LAY-ON VELCRO SANDAL
STYLE CODE: 401
PICTURED IN: BLACK



KACEY

FEATURING: MARY JANE SHOE
STYLE CODE: 402
PICTURED IN: BARBIE PINK



PICTURED IN: BLACK

SORREL

FEATURING: STITCHED QUARTER PATTERN
STYLE CODE: 403
PICTURED IN: GREEN



FEATURING: VELCRO STRAPS
PICTURED IN: MID BROWN

* NOT RECOMMENDED FOR DIABETIC PATIENTS.

All Footwear can be adapted to suit your needs, style or colour. Padded toplines are optional extra on most footwear and must be asked for. Some of our range is available as Stock Footwear see Page 24 & 25. If you see a style that you like but would prefer for it to have more or less of a particular feature, please ask. We are happy to discuss your options.

LADIES FOOTWEAR RANGE

POPLIN

FEATURING: LOW OPENING WHOLE CUT
STYLE CODE: 404
PICTURED IN: BEIGE



ROSA

FEATURING: LADIES BROGUE
STYLE CODE: 405
PICTURED IN: BLUE



PICTURED IN: BLACK

ORCHID

FEATURING: DAISY PUNCH VAMP DERBY
STYLE CODE: 406
PICTURED IN: RED



FEATURING: VELCRO
PICTURED IN: MID GREY

All Footwear can be adapted to suit your needs, style or colour. Padded toplines are optional extra on most footwear and must be asked for. Some of our range is available as Stock Footwear see Page 24 & 25. If you see a style that you like but would prefer for it to have more or less of a particular feature, please ask. We are happy to discuss your options.

LADIES FOOTWEAR RANGE

PEONY

FEATURING: SUEDE VAMP DERBY
AND QUARTERS
STYLE CODE: 407
PICTURED IN: BLACK



CHAMBRAY

FEATURING: LOW OPENING DERBY
STYLE CODE: 408
PICTURED IN: MID BROWN



ANN

FEATURING: WHOLE CUT SHOE
STYLE CODE: 412
PICTURED IN: BURGUNDY NUBUCK



All Footwear can be adapted to suit your needs, style or colour. Padded toplines are optional extra on most footwear and must be asked for. Some of our range is available as Stock Footwear see Page 24 & 25. If you see a style that you like but would prefer for it to have more or less of a particular feature, please ask. We are happy to discuss your options.

LADIES BOOTS RANGE

MORPETH

FEATURING: 5 EYELET CHUKKA BOOT
STYLE CODE: 410
PICTURED IN: MUSTARD NUBUCK



ZINNIA

FEATURING: DERBY BOOT
STYLE CODE: 411
PICTURED IN: GREY



LESLIE

FEATURING: HIGH LEG
STYLE CODE: 676
PICTURED IN: MUSHROOM



All Footwear can be adapted to suit your needs, style or colour. Padded toplines are optional extra on most footwear and must be asked for. Some of our range is available as Stock Footwear see Page 24 & 25. If you see a style that you like but would prefer for it to have more or less of a particular feature, please ask. We are happy to discuss your options.

LEISURE FOOTWEAR RANGE

AMY

FEATURING: WHOLE CUT TRAINER
STYLE CODE: 413
PICTURED IN: LIGHT GREY



CHANTILLY

FEATURING: WHOLE CUT TRAINER
STYLE CODE: 414
PICTURED IN: WHITE/GREY



SWIFT

FEATURING: WHOLE CUT TRAINER
STYLE CODE: 415
PICTURED IN: GREEN/WHITE



All Footwear can be adapted to suit your needs, style or colour. Padded toplines are optional extra on most footwear and must be asked for. Some of our range is available as Stock Footwear see Page 24 & 25. If you see a style that you like but would prefer for it to have more or less of a particular feature, please ask. We are happy to discuss your options.

LEISURE FOOTWEAR RANGE

WALTON

FEATURING: WHOLE CUT TRAINER
STYLE CODE: 416
PICTURED IN: WHITE/BLACK



PICTURED IN: WHITE/GREY

JARROW

FEATURING: WHOLE CUT TRAINER
STYLE CODE: 417
PICTURED IN: BLACK



DELAVAL

FEATURING: OPEN-TO-TOE TRAINER
STYLE CODE: 418
PICTURED IN: WHITE



All Footwear can be adapted to suit your needs, style or colour. Padded toplines are optional extra on most footwear and must be asked for. Some of our range is available as Stock Footwear see Page 24 & 25. If you see a style that you like but would prefer for it to have more or less of a particular feature, please ask. We are happy to discuss your options.

LEISURE FOOTWEAR RANGE

OAKHAMPTON

FEATURING: GOLF SPIKES
STYLE CODE: 831
PICTURED IN: NAVY/WHITE



ACE

FEATURING: FOOTBALL STUDS
STYLE CODE: 830
PICTURED IN: BLACK/RED



HOUSE SHOE

FEATURING: INDOOR SHOE WITH VELCRO
STYLE CODE: 427
PICTURED IN: BLACK



All Footwear can be adapted to suit your needs, style or colour. Padded toplines are optional extra on most footwear and must be asked for. Some of our range is available as Stock Footwear see Page 24 & 25. If you see a style that you like but would prefer for it to have more or less of a particular feature, please ask. We are happy to discuss your options.

MENS FOOTWEAR RANGE

ASHWORTH

FEATURING: OXFORD FULL BROUGE
STYLE CODE: 813
PICTURED IN: BLACK



HALTON

FEATURING: DERBY TOE CAP
STYLE CODE: 811
PICTURED IN: MID BROWN



PICTURED IN: WILLOW

WILSON

FEATURING: DERBY SEAMLESS
STYLE CODE: 814
PICTURED IN: MID GREY



All Footwear can be adapted to suit your needs, style or colour. Padded toplines are optional extra on most footwear and must be asked for. Some of our range is available as Stock Footwear see Page 24 & 25. If you see a style that you like but would prefer for it to have more or less of a particular feature, please ask. We are happy to discuss your options.

MENS FOOTWEAR RANGE

ALNWICK

FEATURING: CLASSIC DERBYETTE
STYLE CODE: 818
PICTURED IN: BLACK



PICTURED IN: MID BROWN

LANGLEY

FEATURING: WINGED BROGUE DERBYETTE
STYLE CODE: 820
PICTURED IN: MID BROWN



PICTURED IN: BROWN GRAIN

CAVENDISH

FEATURING: LAYED ON LAKE
STYLE CODE: 822
PICTURED IN: BLACK



All Footwear can be adapted to suit your needs, style or colour. Padded toplines are optional extra on most footwear and must be asked for. Some of our range is available as Stock Footwear see Page 24 & 25. If you see a style that you like but would prefer for it to have more or less of a particular feature, please ask. We are happy to discuss your options.

MENS FOOTWEAR RANGE

GRANTHAM

FEATURING: RAISED LAKE WITH
PADDED COLLAR
STYLE CODE: 867
PICTURED IN: TAN



FEATURING: VIBRAM SOLE
PICTURED IN: BLACK

FULWELL

FEATURING: STITCHED LAKE WITH
PADDED COLLAR
STYLE CODE: 429
PICTURED IN: BLACK



BOSTON

FEATURING: MOLESKIN LINING WITH
PADDED COLLAR
STYLE CODE: 816
PICTURED IN: BLACK



*Moleskin lining is an optional extra. However all diabetic specifications have it as standard.

All Footwear can be adapted to suit your needs, style or colour. Padded toplines are optional extra on most footwear and must be asked for. Some of our range is available as Stock Footwear see Page 24 & 25. If you see a style that you like but would prefer for it to have more or less of a particular feature, please ask. We are happy to discuss your options.

MENS FOOTWEAR RANGE

CHESTER

FEATURING: INSERTED LAKE & VELCRO
STYLE CODE: 824
PICTURED IN: MID BROWN



PICTURED IN: DARK BROWN

HAMPTON

FEATURING: STITCHED PIN HOLE LAKE
STYLE CODE: 819
PICTURED IN: BURGUNDY



KIRKSTALL

FEATURING: DERBYETTE BROGUE
STYLE CODE: 422
PICTURED IN: BLACK



All Footwear can be adapted to suit your needs, style or colour. Padded toplines are optional extra on most footwear and must be asked for. Some of our range is available as Stock Footwear see Page 24 & 25. If you see a style that you like but would prefer for it to have more or less of a particular feature, please ask. We are happy to discuss your options.

MENS FOOTWEAR RANGE/HOUSE SHOE

AUCKLAND

FEATURING: STITCHED DERBY
STYLE CODE: 420
PICTURED IN: BROWN NUBUCK



MARSDEN

FEATURING: LOW OPENING DERBY
STYLE CODE: 419
PICTURED IN: BLACK



ROTHBURN

FEATURING: OPEN-TO-TOE
STYLE CODE: 421
PICTURED IN: TAN



All Footwear can be adapted to suit your needs, style or colour. Padded toplines are optional extra on most footwear and must be asked for. Some of our range is available as Stock Footwear see Page 24 & 25. If you see a style that you like but would prefer for it to have more or less of a particular feature, please ask. We are happy to discuss your options.

MENS DERBY STYLE BOOTS RANGE

MORPETH

FEATURING: PADDED COLLAR & VIBRAM SOLE
STYLE CODE: 864
PICTURED IN: TAN NUBUCK



BUXTON

FEATURING: PULL TAB & CONTRASTING STITCHING
STYLE CODE: 866
PICTURED IN: BLACK



PICTURED IN: MID BROWN

BELFORD

FEATURING: 5 EYELET DERBY
STYLE CODE: 423
PICTURED IN: WILLOW



All Footwear can be adapted to suit your needs, style or colour. Padded toplines are optional extra on most footwear and must be asked for. Some of our range is available as Stock Footwear see Page 24 & 25. If you see a style that you like but would prefer for it to have more or less of a particular feature, please ask. We are happy to discuss your options.

MENS CASUAL BOOTS RANGE

DESERT

FEATURING: DESSERT BOOT
STYLE CODE: 863
PICTURED IN: TAN NUBUCK



WHITBURN

FEATURING: OPEN TO TOE
STYLE CODE: 862
PICTURED IN: NAVY WITH CONTRASTING LACES



FEATURING: PADDED COLLAR
PICTURED IN: BLACK

CHELSEA

FEATURING: ZIP CLOSURE
STYLE CODE: 861
PICTURED IN: DARK BROWN



FEATURING: ELASTIC SIDE
PICTURED IN: BLACK

All Footwear can be adapted to suit your needs, style or colour. Padded toplines are optional extra on most footwear and must be asked for. Some of our range is available as Stock Footwear see Page 24 & 25. If you see a style that you like but would prefer for it to have more or less of a particular feature, please ask. We are happy to discuss your options.

DIABETIC SECTION

Our footwear can be adapted for diabetic patients. Any marked with an * either cannot be adapted or are not recommended for diabetic patients.

OUR STANDARD SPECIFICATIONS IS:

- ✘ Soft leather uppers
- ✘ Soft padded linings
- ✘ Toes puffs (optional)
- ✘ Low cut stiffeners
- ✘ Lace or Velcro fastening
- ✘ Broad toe shape
- ✘ Standard sole and heel
- ✘ Rocker sole behind metatarsal heads
- ✘ Insoles as requested



*All diabetic specific shoes have Moleskin lining as standard.

All Footwear can be adapted to suit your needs, style or colour. Padded toplines are optional extra on most footwear and must be asked for. Some of our range is available as Stock Footwear see Page 24 & 25. If you see a style that you like but would prefer for it to have more or less of a particular feature, please ask. We are happy to discuss your options.

CHILDRENS FOOTWEAR RANGE

TIGER

FEATURING: VELCRO OR LACE FASTENING
STYLE CODE: 424
PICTURED IN: BLACK
REHABILITATION + STABILITY



CUB

FEATURING: VELCRO OR LACE FASTENING
STYLE CODE: 425
PICTURED IN: BLUE NAVY



PANTHER

FEATURING: VELCRO OR LACE FASTENING
STYLE CODE: 426
PICTURED IN: BABY PINK
REHABILITATION + STABILITY



All Footwear can be adapted to suit your needs, style or colour. Padded toplines are optional extra on most footwear and must be asked for. Some of our range is available as Stock Footwear see Page 24 & 25. If you see a style that you like but would prefer for it to have more or less of a particular feature, please ask. We are happy to discuss your options.



JSM LEATHER COLOURS

We have a variety of colours and materials available as shown below. If you would like a colour or style not listed here please contact us to see if we can source it for you. Please be aware colours may vary slightly from images shown here due to photographic imagery and the natural tanning process of the leather. Swatches are available on request.

CALF LEATHER



301 - Black



302 - Blue



303 - Navy



304 - Tan



305 - Mid Brown



306 - Willow



307 - Dark Brown



308 - White



309 - Beige



310 - Mushroom



311 - Red



312 - Burgundy



313 - Green



314 - Light Grey



315 - Mid Grey



316 - Dark Grey



400 - Barbie Pink



400 - Baby Pink

LEATHER GRAIN



317 - Black



318 - Navy



319 - Tan



320 - Brown



321 - Burgundy



322 - Beige

JSM SUEDE LEATHER COLOURS

SUEDE LEATHER



327 - Black

328 - Blue

329 - Navy

330 - Brown



331 - Dark Brown

332 - Light Grey

333 - Grey



334 - Red

335 - Burgundy

336 - Green

NUBUCK SUEDE LEATHER



323 - Black

324 - Tan

325 - Brown

326 - Dark Brown



TECHNICAL INFORMATION

NOTES FOR GUIDANCE

Padded toplines provide cushioning and softness around or under the ankle giving extra comfort. Most of our styles can have padded topline BUT these MUST be asked for.

Please refer to all styles and colours by code.

Please supply all measurements with all cast jobs.

Please take measurements every 2” up the leg on all boot orders.

Please supply a stick size with all outlines and that each outline has an arch line with a pen held at 45° along the whole length of the foot.

Please mark position of hammer toes before taking foot from the outline by marking in front of the offending toe and at the side then marry up the lines.

Please avoid vamp designs and toe caps when there is more than one size difference in length.

Trainer styles will incur an upper surcharge.

TECHNICAL INFORMATION

TECHNICAL INFORMATION

FEATURES

- + 9mm insole allowance
- + Lace or velcro alternatives
- + Diabetic option available, which includes plush lining, rim toe puff, padded collar and full quarters

STOCK/MODULAR/MADE TO MEASURE FOOTWEAR

The chart below gives guidance as to when footwear is stock (made to a pre-determined size and specification), modular (made with limited individual modifications) and made to measure – M2M.

	Stock	Modular	Made to Measure
Colour	Any in catalogue	Any in catalogue	Any
Material	Any in catalogue	Any in catalogue	Any
Style	Any in catalogue	Any in catalogue	Any
Size	As catalogue including 1/2 sizes	As catalogue including 1/2 sizes	Bespoke
Fitting	As catalogue including A, B and C last	As catalogue including A, B and C last	Bespoke
Last Adaptation	None	See last adaptation	Bespoke
Upper Modification	None	See upper modification	Bespoke
Sole Adaptation	Any	Any	Any
Trial Fit Available	No	Yes	Yes
Toe Puff	Standard/Rim	Standard/Rim	Any
Insole Allowance	9mm	See last adaptation default 9mm	Any
Diabetic Specification	Yes	Yes	Yes

TECHNICAL INFORMATION

LADIES FOOTWEAR RANGE

STOCK DEFAULTS, STOCK OPTIONS AND MODULAR OPTIONS

Style	Page Number	Fastenings					Openings				Sole & Heel			
		Lace	1 Strap	2 Strap	3 Strap	Buckle	Normal	Low 12mm	Extra Low 18mm	Extended 25mm	Separate Sole & Heel	Rocker	Through Wedge	Semi Wedge
Linsey	2		▲				▲				▲	■	■	■
Alice	3		▲				▲				▲	■	■	■
Primrose	1		▲			●	▲				▲	■	■	■
Kacey	3		▲				▲				▲	■	■	■
Chiffon	2	▲	●	■			▲	■	■	■	▲	■	■	■
Challis	1		▲			▲	▲				▲	■	■	■
Sorrel	3	▲		●	■				▲		▲	■	■	■
Poplin	4	▲		●	■				▲		▲	■	■	■
Rosa	4	▲	●	■			▲	■			▲	■	■	■
Orchid	4	▲	●	■			▲	■			▲	■	■	■
Peony	5	▲	●	■			▲	■	■	■	▲	■	■	■
Chambray	5	●	▲	■				▲	■	■	▲	■	■	■
Ann	5	▲		●	■				▲		▲	■	■	■
Amy	7	▲		●	■				▲		●	■	▲	●
Chantilly	7	▲		●	■				▲		●	■	▲	●
Airedale	1	▲	●				▲				▲	■	■	■
Morpeth	6	▲		●	■		▲				▲	■		
Zinnia	6	▲		●	■		▲	■	■	■	▲	■	■	■
House Shoe	9		▲				▲				▲			

▲ Stock Default ● Stock Option ■ Modular Option



TECHNICAL INFORMATION

MENS FOOTWEAR RANGE

STOCK DEFAULTS, STOCK OPTIONS AND MODULAR OPTIONS

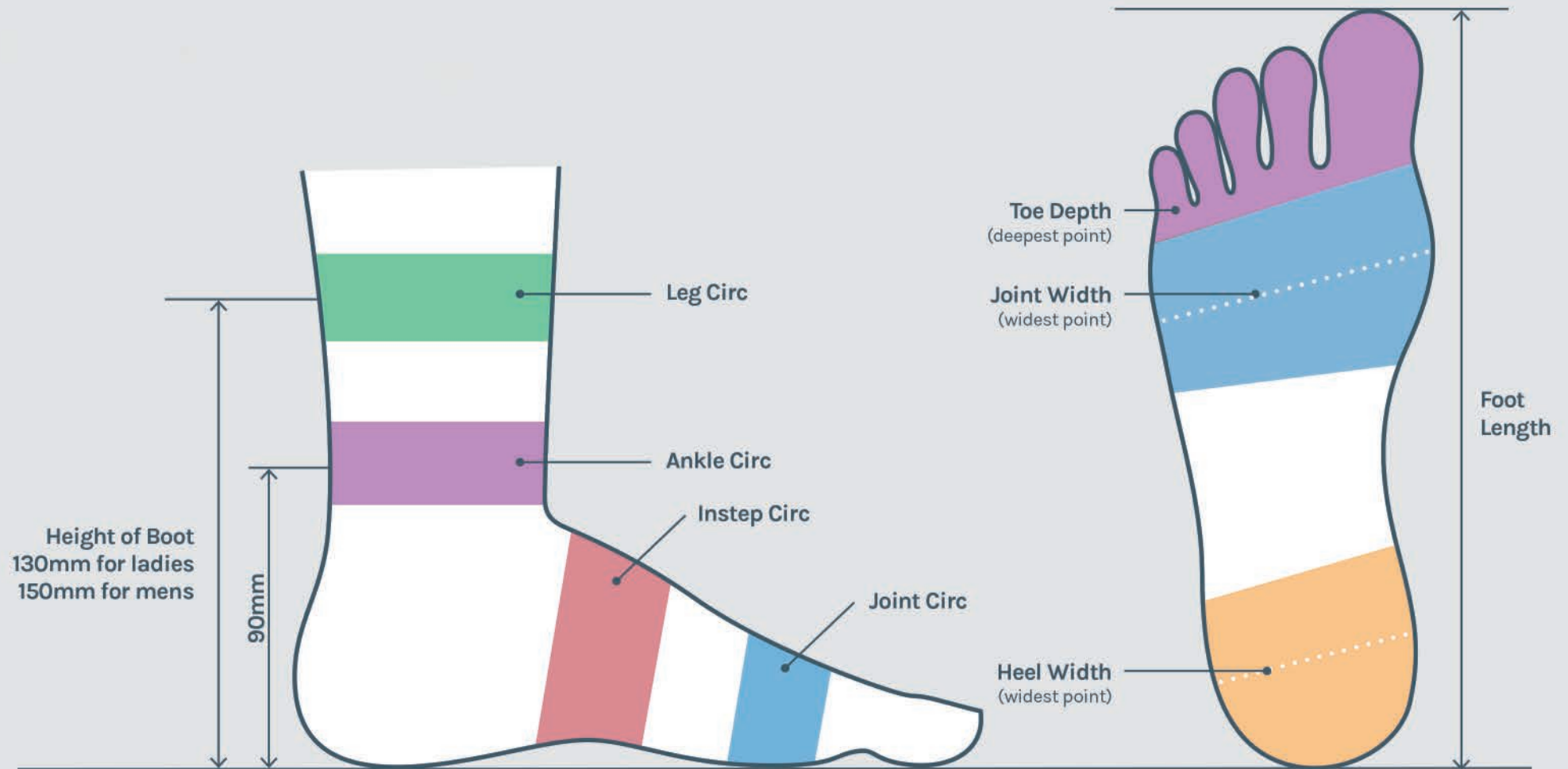
Style	Page Number	Fastenings					Openings				Sole & Heel			
		Lace	1 Strap	2 Strap	3 Strap	Buckle	Normal	Low 12mm	Extra Low 18mm	Extended 25mm	Separate Sole & Heel	Rocker	Through Wedge	Semi Wedge
Alnwick	11	▲	●	■			▲	■	■	■	▲	■	■	■
Marsden	14	▲		●				▲	■	■	▲	■	■	■
Langley*	11	▲	●	■			▲	■			▲	■	■	■
Fulwell	12	▲	●	●			▲	■	■	■	▲	■	■	■
Auckland	14	▲	●	■			▲	■	■	■	▲	■	■	■
Rothburn	14	▲		●	■					▲	▲	■	■	■
Kirkstall	13	▲	●	■			▲				▲	■	■	■
Belford	15	▲		●	■		▲	■	■	■	▲	■	■	■
Whitburn	16	▲			●					▲	▲	■	■	■
Morpeth	15	▲		●	■		▲				▲	■		
Jarrow	8	▲		●	■					▲	●	■	▲	●
Delaval	8	▲		●	■					▲	●	■	▲	●
Walton	8	▲		●	■					▲	●	■	▲	●
House Shoe	9		▲				▲				▲			

▲ Stock Default ● Stock Option ■ Modular Option

* Please note when ordering the low 12mm opening option on the Langley, elements of the pattern will be removed.

TECHNICAL INFORMATION

MEASURING GUIDE



TECHNICAL INFORMATION

LAST ADAPTATION UPPER MODIFICATION

For stock footwear no last adaptations are possible.

For modular footwear, up to three adaptations per shoe can be made, each up to 12mm with the total last adaptation not exceeding 12mm over one point.

The default is to maintain tread width. Length can be increased by one size.

Lasts cannot be made smaller.

- + Length up to +1 size
- + Toe box depth up to +12mm
- + Medial joint width up to +12mm
- + Lateral joint width up to +12mm
- + Throat depth by up to +12mm
- + Instep depth by up to +12mm
- + Through depth by up to +12mm

Please record any depth increase as depth in mm, not circumference.

The formula is to half the circumference increase required to calculate the depth increase.

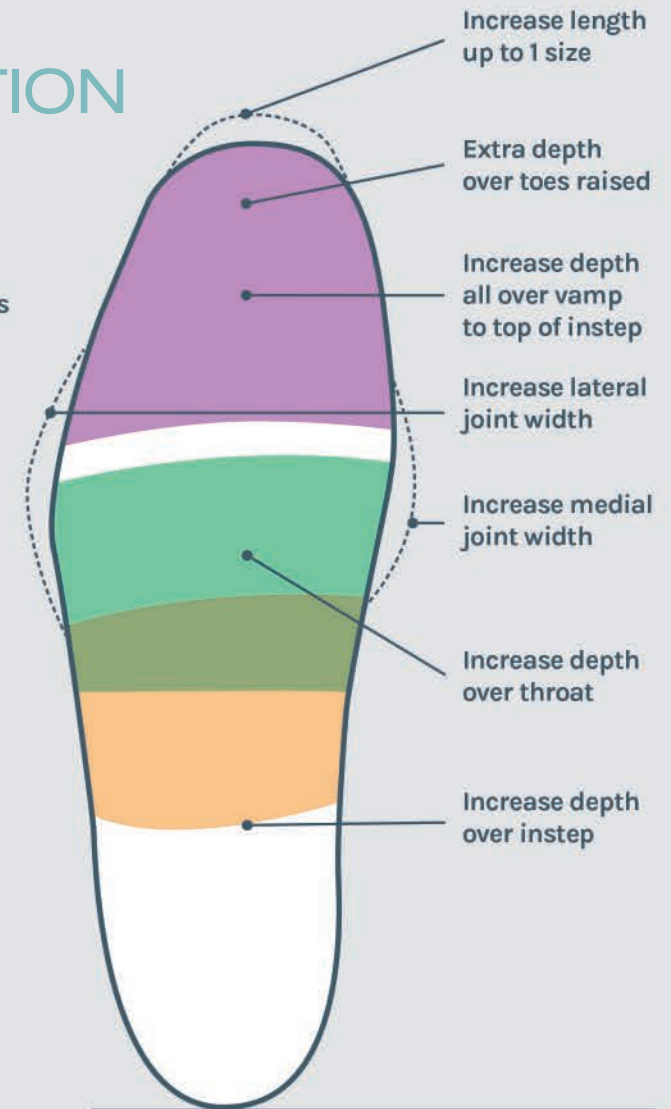
For stock footwear no upper modification is possible.

For modular footwear, the following modifications are possible with the standard upper:

- + Raise or lower back collar height at the back by 9mm
- + Raise or lower medial or lateral collar height by 4mm
- + Alter straps to any length

A modular upper can be customised at an additional cost as follows:

- + Raise or lower back collar height by more than 9mm
- + Raise or lower medial or lateral collar height by more than 4mm
- + Lower facing points by up to 25mm to make a lower opening as detailed in charts



TECHNICAL INFORMATION

MEASURING GUIDE

Notes on the size charts:

- + As with standard practice, an allowance of 2.5 English shoe sizes should be added to the draw size to get the shoe size required
- + Where a range of numbers are given, the largest number refers to the volume in the shoe with all insoles removed, the smaller number refers to the volume in the shoe with 9mm of insoles inside
- + Deep & wide and deep fitting is deeper at the toe box than standard or wide fittings, not at the instep
- + Deep & wide and deep fittings do not come in A, B or C lasts
- + A lasts are narrower at the heel by 4mm
- + B lasts are shallower at the forefoot by 4mm
- + C lasts are narrower at the heel by 4mm and shallower at the forefoot by 4mm
- + Medial collar height will be 8mm lower than back collar height
- + Lateral collar height will be 12mm lower than back collar height

Tips:

- + It is simpler to change from one fitting to another, than it is to make a last adaptation
- + For every 3mm of depth required, the circumference increases by 6mm
- + At fitting, the guide on last and upper modifications remains. The total increase, including the initial modular increase, should not exceed 12mm over one point



TECHNICAL INFORMATION

MEASURING GUIDE

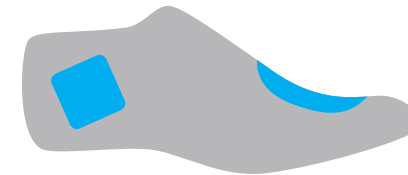
These illustrations show the different variations on lasts



A
A lasts are narrower at the heel




B
B lasts are shallower at the forefoot - forefoot being from the joint forwards



C
C lasts are narrower at the heel and shallower at the forefoot - forefoot being from the joint forwards



STANDARD
Standard lasts have no modifications



SLIM
Slim lasts are slimmer along full length, heel width measure is less



DEEP
Deep lasts are deep at the forefoot from the joint forwards



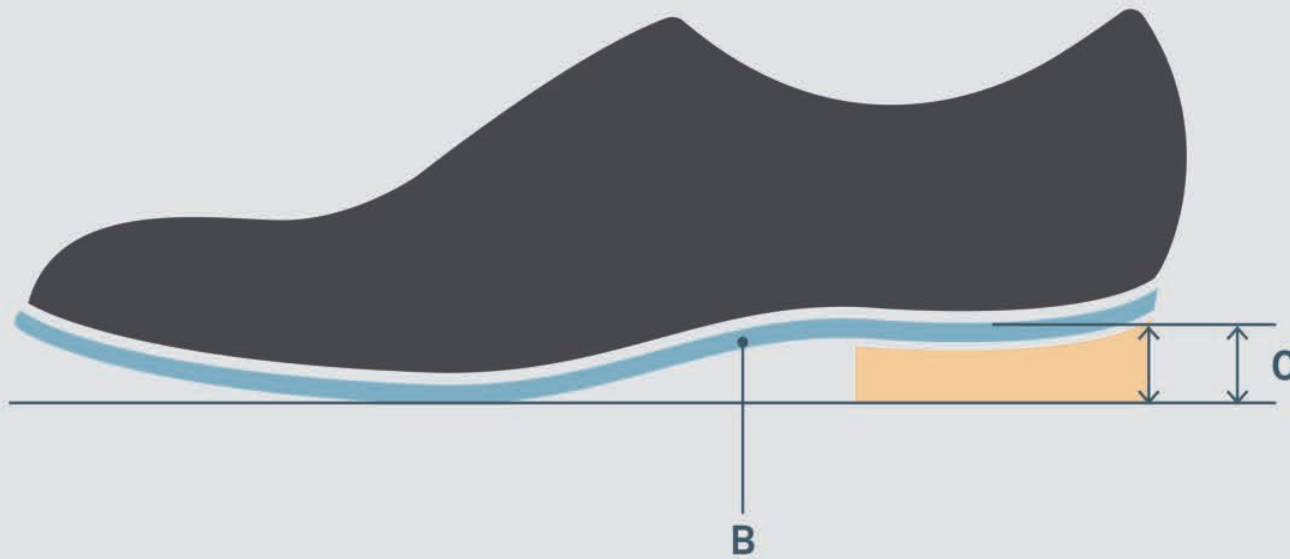
WIDE
Wide lasts are wider along full-length, heel measure is wider than standard



DEEP & WIDE
Deep & wide lasts are deeper on the forefoot only and wider along the full length

TECHNICAL INFORMATION

HEEL GUIDE



Key	
Sole Thickness	B
Heel Height	C

Ladies	
Measure	(mm)
Sole Thickness	6
Heel Height	25

Mens	
Measure	(mm)
Sole Thickness	8
Heel Height	25

Ladies Bespoke	
Measure	(mm)
Sole Thickness	6
Heel Height	25

Mens Bespoke	
Measure	(mm)
Sole Thickness	8
Heel Height	28

TECHNICAL INFORMATION

CHILDRENS FOOTWEAR SIZES

Note: Size 25 and below will come with two straps as standard and size 26 and above will come with three straps.

Size		Narrow Fitting		Standard Fitting		Wide Fitting	
UK	EU	Circ (cm)	Width (mm)	Circ (cm)	Width (mm)	Circ (cm)	Width (mm)
0.5	15	11.35	43	12.35	47	13.35	51
1	16	11.75	45	12.75	48	13.75	52
1.5	17	12.15	46	13.15	50	14.15	54
2.5	18	12.55	48	13.55	52	14.55	56
3	19	12.95	50	13.95	54	14.95	57
4	20	13.35	51	14.35	55	15.35	59
5	21	13.75	53	14.75	57	15.75	60
5.5	22	14.15	55	15.15	58	16.15	62
6	23	14.55	57	15.55	60	16.55	64
7	24	14.95	58	15.95	61	16.95	65
8	25	15.35	59	16.35	63	17.35	67
8.5	26	15.75	61	16.75	65	17.75	68
9.5	27	16.15	63	17.15	66	18.15	70
10	28	16.55	64	17.55	68	18.55	71
11	29	16.95	65	17.95	69	18.95	73
12	30	17.30	66	18.30	71	19.30	74
12.5	31	17.65	68	18.65	72	19.65	76
13.5	32	18.00	69	19.00	73	20.00	78
1	33	18.40	71	19.40	75	20.40	79
2	34	18.80	72	19.80	76	20.80	81
2.5	35	19.20	74	20.20	78	21.20	82
3.5	36	19.60	75	20.60	79	21.60	83
4	37	20.00	77	21.00	81	22.00	85
5	38	20.40	78	21.40	82	22.40	86
6	39	20.80	80	21.80	84	22.80	88
6.5	40	21.25	81	22.25	86	23.25	89

HEEL STIFFENERS

Rehabilitation heel stiffeners have a firm heel counter and are extended medially and laterally to behind the met heads.

Stability heel stiffeners are padded with additional height to below the collar and are extended forward on both sides to the mets.

Standard heel stiffeners are also available and are the default option.

TECHNICAL INFORMATION

LADIES – NARROW FITTING

Regular Lasts							A Lasts – Narrow Heel		B Lasts – Shallow Forefoot		C Lasts – Narrow Heel & Shallow Forefoot			
Size	Heel Width (mm)	Joint Width (mm)	Joint Circ (mm)	Instep Circ (mm)	Toe Depth (mm)	Internal Back Collar Height	Heel Width (mm)	Instep Circ (mm)	Joint Circ (mm)	Toe Depth (mm)	Heel Width (mm)	Joint Circ (mm)	Instep Circ (mm)	Toe Depth (mm)
2	54	82	204 - 222	193 - 211	25 - 34	60	50	185 - 203	196 - 214	21 - 30	50	196 - 214	185 - 203	21 - 30
3	56	84	211 - 229	199 - 217	26 - 35	60	52	191 - 209	202 - 220	22 - 31	52	202 - 220	191 - 209	22 - 31
4	57	87	217 - 235	206 - 224	26 - 35	65	53	198 - 216	209 - 227	22 - 31	53	209 - 227	198 - 216	22 - 31
5	58	89	223 - 241	212 - 230	27 - 36	65	55	205 - 223	215 - 233	23 - 32	55	215 - 233	205 - 223	23 - 32
6	60	92	230 - 248	219 - 237	28 - 37	65	56	211 - 229	222 - 240	24 - 33	56	222 - 240	211 - 229	24 - 33
7	61	94	236 - 254	225 - 243	29 - 38	65	58	218 - 236	228 - 246	25 - 34	58	228 - 246	218 - 236	25 - 34
8	63	97	243 - 261	232 - 250	29 - 38	65	59	224 - 242	235 - 253	25 - 34	59	235 - 253	224 - 242	25 - 34
9	64	99	249 - 267	238 - 256	30 - 39	70	61	231 - 249	241 - 259	26 - 35	61	241 - 259	231 - 249	26 - 35

LADIES – STANDARD FITTING

Regular Lasts							A Lasts – Narrow Heel		B Lasts – Shallow Forefoot		C Lasts – Narrow Heel & Shallow Forefoot			
Size	Heel Width (mm)	Joint Width (mm)	Joint Circ (mm)	Instep Circ (mm)	Toe Depth (mm)	Internal Back Collar Height	Heel Width (mm)	Instep Circ (mm)	Joint Circ (mm)	Toe Depth (mm)	Heel Width (mm)	Joint Circ (mm)	Instep Circ (mm)	Toe Depth (mm)
2	58	88	216 - 234	201 - 219	25 - 34	60	54	193 - 211	208 - 226	21 - 30	54	208 - 226	193 - 211	21 - 30
3	60	90	222 - 240	207 - 225	26 - 35	60	56	199 - 217	214 - 232	22 - 31	56	214 - 232	199 - 217	22 - 31
4	61	93	229 - 247	214 - 232	26 - 35	65	57	206 - 224	221 - 239	22 - 31	57	221 - 239	206 - 224	22 - 31
5	63	95	235 - 253	220 - 238	27 - 36	65	59	212 - 230	227 - 245	23 - 32	59	227 - 245	212 - 230	23 - 32
6	64	98	242 - 260	227 - 245	28 - 37	65	60	219 - 237	234 - 252	24 - 33	60	234 - 252	219 - 237	24 - 33
7	66	100	248 - 266	233 - 251	29 - 38	65	62	225 - 243	240 - 258	25 - 34	62	240 - 258	225 - 243	25 - 34
8	67	103	255 - 273	240 - 258	29 - 38	65	63	232 - 250	247 - 265	25 - 34	63	247 - 265	232 - 250	25 - 34
9	69	105	261 - 279	246 - 264	30 - 39	70	65	238 - 256	253 - 271	26 - 35	65	253 - 271	238 - 256	26 - 35

TECHNICAL INFORMATION

LADIES – WIDE FITTING

Regular Lasts							A Lasts – Narrow Heel		B Lasts – Shallow Forefoot		C Lasts – Narrow Heel & Shallow Forefoot			
Size	Heel Width (mm)	Joint Width (mm)	Joint Circ (mm)	Instep Circ (mm)	Toe Depth (mm)	Internal Back Collar Height	Heel Width (mm)	Instep Circ (mm)	Joint Circ (mm)	Toe Depth (mm)	Heel Width (mm)	Joint Circ (mm)	Instep Circ (mm)	Toe Depth (mm)
2	62	94	227 - 245	209 - 227	25 - 34	60	58	201 - 219	220 - 238	21 - 30	58	220 - 238	201 - 219	21 - 30
3	64	96	234 - 252	215 - 233	26 - 35	60	60	207 - 225	226 - 244	22 - 31	60	226 - 244	207 - 225	22 - 31
4	65	99	240 - 258	222 - 240	26 - 35	65	61	214 - 232	233 - 251	22 - 31	61	233 - 251	214 - 232	22 - 31
5	67	101	247 - 265	228 - 246	27 - 36	65	63	220 - 238	239 - 257	23 - 32	63	239 - 257	220 - 238	23 - 32
6	68	104	254 - 272	235 - 253	28 - 37	65	64	227 - 245	246 - 264	24 - 33	64	246 - 264	227 - 245	24 - 33
7	70	106	260 - 278	241 - 259	29 - 38	65	66	233 - 251	252 - 270	25 - 34	66	252 - 270	233 - 251	25 - 34
8	71	109	267 - 285	248 - 266	29 - 38	65	67	240 - 258	259 - 277	25 - 34	67	259 - 277	240 - 258	25 - 34
9	73	111	273 - 291	254 - 272	30 - 39	70	69	246 - 264	265 - 283	26 - 35	69	265 - 283	246 - 264	26 - 35

LADIES – DEEP FITTING

Regular Lasts						
Size	Heel Width (mm)	Joint Width (mm)	Joint Circ (mm)	Instep Circ (mm)	Toe Depth (mm)	Internal Back Collar Height
2	58	88	227 - 245	213 - 231	31 - 40	60
3	60	90	234 - 252	219 - 237	32 - 41	60
4	61	93	240 - 258	226 - 244	32 - 41	65
5	63	95	247 - 265	232 - 250	33 - 42	65
6	64	98	254 - 272	239 - 257	34 - 43	65
7	66	100	260 - 278	245 - 263	35 - 44	65
8	67	103	267 - 285	252 - 270	35 - 44	65
9	69	105	273 - 291	258 - 276	36 - 45	70

LADIES – DEEP AND WIDE FITTING

Regular Lasts						
Size	Heel Width (mm)	Joint Width (mm)	Joint Circ (mm)	Instep Circ (mm)	Toe Depth (mm)	Internal Back Collar Height
2	62	94	240 - 258	221 - 239	31 - 40	60
3	64	96	246 - 264	227 - 245	32 - 41	60
4	65	99	253 - 271	234 - 252	32 - 41	65
5	67	101	259 - 277	240 - 258	33 - 42	65
6	68	104	266 - 284	247 - 265	34 - 43	65
7	70	106	272 - 290	253 - 271	35 - 44	65
8	71	109	279 - 297	260 - 278	35 - 44	65
9	73	111	285 - 303	266 - 284	36 - 45	70

BOOTS

Regular Lasts	
Size	Leg Circ (mm) @130mm height
2	196
3	202
4	209
5	215
6	222
7	227
8	234
9	240

TECHNICAL INFORMATION

MENS – NARROW FITTING

Regular Lasts							A Lasts – Narrow Heel		B Lasts – Shallow Forefoot		C Lasts – Narrow Heel & Shallow Forefoot			
Size	Heel Width (mm)	Joint Width (mm)	Joint Circ (mm)	Instep Circ (mm)	Toe Depth (mm)	Internal Back Collar Height	Heel Width (mm)	Instep Circ (mm)	Joint Circ (mm)	Toe Depth (mm)	Heel Width (mm)	Joint Circ (mm)	Instep Circ (mm)	Toe Depth (mm)
6	61	90	230 - 247	225 - 243	32 - 41	70	57	218 - 236	223 - 241	28 - 37	57	223 - 241	218 - 236	28 - 37
7	63	92	236 - 254	231 - 249	33 - 42	70	59	225 - 243	230 - 248	29 - 28	59	230 - 248	225 - 243	29 - 38
8	64	95	243 - 262	238 - 256	33 - 42	75	60	231 - 249	236 - 254	29 - 38	60	236 - 254	231 - 249	29 - 38
9	66	97	249 - 266	244 - 262	34 - 43	75	62	238 - 256	243 - 261	30 - 39	62	243 - 261	238 - 256	30 - 39
10	67	100	256 - 275	251 - 269	35 - 44	75	63	244 - 262	249 - 267	31 - 40	63	249 - 267	244 - 262	31 - 40
11	69	102	262 - 281	257 - 275	35 - 44	75	65	251 - 269	256 - 274	31 - 40	65	256 - 274	251 - 269	31 - 40
12	70	105	269 - 286	269 - 282	36 - 45	75	66	257 - 275	262 - 280	32 - 41	66	262 - 280	257 - 275	32 - 41

MENS – STANDARD FITTING

Regular Lasts							A Lasts – Narrow Heel		B Lasts – Shallow Forefoot		C Lasts – Narrow Heel & Shallow Forefoot			
Size	Heel Width (mm)	Joint Width (mm)	Joint Circ (mm)	Instep Circ (mm)	Toe Depth (mm)	Internal Back Collar Height	Heel Width (mm)	Instep Circ (mm)	Joint Circ (mm)	Toe Depth (mm)	Heel Width (mm)	Joint Circ (mm)	Instep Circ (mm)	Toe Depth (mm)
6	65	96	241 - 260	233 - 251	32 - 41	70	61	226 - 244	235 - 253	28 - 37	61	235 - 253	226 - 244	28 - 37
7	67	98	247 - 266	239 - 257	33 - 42	70	63	233 - 251	242 - 260	29 - 38	63	242 - 260	233 - 251	29 - 38
8	68	101	254 - 273	246 - 264	33 - 42	75	64	239 - 257	248 - 266	29 - 38	64	248 - 266	239 - 257	29 - 38
9	70	103	260 - 279	252 - 270	34 - 43	75	66	246 - 264	255 - 273	30 - 39	66	255 - 273	246 - 264	30 - 39
10	71	106	267 - 286	259 - 277	35 - 44	75	67	252 - 270	261 - 279	31 - 40	67	261 - 279	252 - 270	31 - 40
11	73	108	273 - 292	265 - 283	35 - 44	75	69	259 - 277	268 - 286	31 - 40	69	268 - 286	259 - 277	31 - 40
12	74	111	280 - 299	272 - 290	36 - 45	75	70	265 - 283	274 - 292	32 - 41	70	274 - 292	265 - 283	32 - 41

TECHNICAL INFORMATION

MENS – WIDE FITTING

Regular Lasts							A Lasts – Narrow Heel		B Lasts – Shallow Forefoot		C Lasts – Narrow Heel & Shallow Forefoot			
Size	Heel Width (mm)	Joint Width (mm)	Joint Circ (mm)	Instep Circ (mm)	Toe Depth (mm)	Internal Back Collar Height	Heel Width (mm)	Instep Circ (mm)	Joint Circ (mm)	Toe Depth (mm)	Heel Width (mm)	Joint Circ (mm)	Instep Circ (mm)	Toe Depth (mm)
6	69	102	254 - 273	241 - 259	32 - 41	70	65	234 - 252	247 - 265	28 - 37	65	247 - 265	234 - 252	28 - 37
7	71	104	260 - 279	247 - 265	33 - 42	70	67	241 - 259	254 - 272	29 - 38	67	254 - 272	241 - 259	29 - 38
8	72	107	267 - 286	254 - 272	33 - 42	75	68	247 - 265	260 - 278	29 - 38	68	260 - 278	247 - 265	29 - 38
9	74	109	273 - 292	260 - 278	34 - 43	75	70	254 - 272	267 - 285	30 - 39	70	267 - 285	254 - 272	30 - 39
10	75	112	280 - 299	267 - 285	35 - 44	75	71	260 - 278	273 - 291	31 - 40	71	273 - 291	260 - 278	31 - 40
11	77	114	286 - 305	273 - 291	35 - 44	75	73	267 - 285	280 - 298	31 - 40	73	280 - 298	267 - 285	31 - 40
12	78	117	293 - 312	280 - 298	36 - 45	75	74	273 - 291	286 - 304	32 - 41	74	286 - 304	273 - 291	32 - 41

MENS – DEEP FITTING

Regular Lasts						
Size	Heel Width (mm)	Joint Width (mm)	Joint Circ (mm)	Instep Circ (mm)	Toe Depth (mm)	Internal Back Collar Height
6	65	96	254 - 274	245 - 263	38 - 47	70
7	67	98	260 - 280	251 - 269	39 - 48	70
8	68	101	267 - 286	258 - 276	39 - 48	75
9	70	103	273 - 293	264 - 282	40 - 49	75
10	71	106	280 - 300	271 - 289	41 - 50	75
11	73	108	286 - 306	277 - 295	41 - 50	75
12	74	111	293 - 313	284 - 302	42 - 51	75

MENS – DEEP AND WIDE FITTING

Regular Lasts						
Size	Heel Width (mm)	Joint Width (mm)	Joint Circ (mm)	Instep Circ (mm)	Toe Depth (mm)	Internal Back Collar Height
6	69	102	266 - 284	253 - 271	38 - 47	70
7	71	104	272 - 290	259 - 277	39 - 48	70
8	72	107	279 - 297	266 - 284	39 - 48	75
9	74	109	285 - 303	272 - 290	40 - 49	75
10	75	112	292 - 310	279 - 297	41 - 50	75
11	77	114	298 - 316	285 - 303	41 - 50	75
12	78	117	305 - 323	292 - 310	42 - 51	75

BOOTS

Regular Lasts	
Size	Leg Circ (mm) @150mm height
6	223
7	228
8	235
9	241
10	248
11	254
12	260

RAISES & ADAPTATIONS

At JSM we offer a variety of raises and adaptations in different styles, materials and colours to suit you and your footwear.

* Outside Raise with Rand (Cork or high-density Plastazote).

* Outside Raise in Micro.

* Raised or Lowered Heels.

* Heel and Sole Wedges.

* High or Elongated Stiffeners.

* Caliper Sockets.

* T or Y Straps.

* Floated Out Soles and Heels.

* Prolongs/Thomas Heels

* Rocker Soles.

* Non-Moulded Inlays in a variety of materials.

* Total Contact Inlays.

* Inlays with Toe and Forepart Fillers.

* Metatarsal and Valgus Support.



INSOLES


Highly accurate orthoses can be manufactured and designed with the aid of computerised technology or hand made in various densities of materials such as Eva/Nora and usually in conjunction with other shock absorbency materials. Postings and pressure relieving pads can also be combined. With orthotics we manufacture them from a plastic/carbon fibre type material. Below are a few examples, please feel free to contact us to discuss your options.



1) CAD CAM
Nora insole with
dual poron top cover



2) CAD CAM
EVA with soft Nora cover
(leather cover optional)



3) CAD CAM
Split density EVA
60/40



4) Flat Poron
with Met Dome
covered in leather



5) Moulded
Nora insole



6) Moulded EVA
with 3mm poron cover

ORTHOTICS



ORTHOTICS

Algeos was delighted to sponsor the BAPO Technician of the year award which recognises the unsung heroes of orthotics and prosthetics for the hard work and devotion over the previous 12 months.

The technical staff in the NHS and private companies are integral to the industry and it is great to see the nominations spread across both Orthotics & Prosthetics fields.

1st Place John Ellard (Jane Saunders & Manning).

Nominated by Nick Gallogly, Consultant Orthotist, Royal Berkshire Hospital.



algeos **ALGEOs**
www.algeos.com
TECHNICIAN
OF THE YEAR



“At every step, John’s craftsmanship and dedication have gone beyond the pale. With the help of John, I have been able to design and create orthoses that have excellent clinical outcomes.”

ORTHOTICS

We manufacture a wide range of custom Orthotics. Should you have a requirement that is not specified please contact us directly to discuss your needs.

AFO'S – DAFO'S – KAFO'S

BK IRONS

- * BICAAL
- * CONCEALED
- * RIZZOLI
- * DOUBLE ACTION WITH/WITHOUT STIRRUP

SOCKETS

- * BOX
- * ROUND
- * SPRUNG

BESPOKE CRUTCHES

- * AXILA
- * CANADIAN
- * ELBOW

BODY JACKETS

HELMETS

HAND/WRIST/FINGER SPLINTS

JOINTED ELBOW SPLINTS

SWEDISH DROP FOOT SPLINTS AND BOHLER IRONS.



THERMOPLASTIC
COSMETIC KAFO



THERMOPLASTIC
ANKLE JOINTED AFO



LEATHER TOP KAFO
WITH SPURS



THERMOPLASTIC AFO

ORTHOTICS



*LEATHER COVERED
PLASTAZOTE HELMET

*Available in a variety of colours



THERMOPLASTIC
BODY JACKET



MOULDED BLOCK
LEATHER BODY JACKET



MOULDED BLOCK LEATHER
WRIST/HAND BRACE



EVA OR NORA
WRIST/HAND BRACE

JSM TRANSFER RANGE



40 - PANTHER BLUE

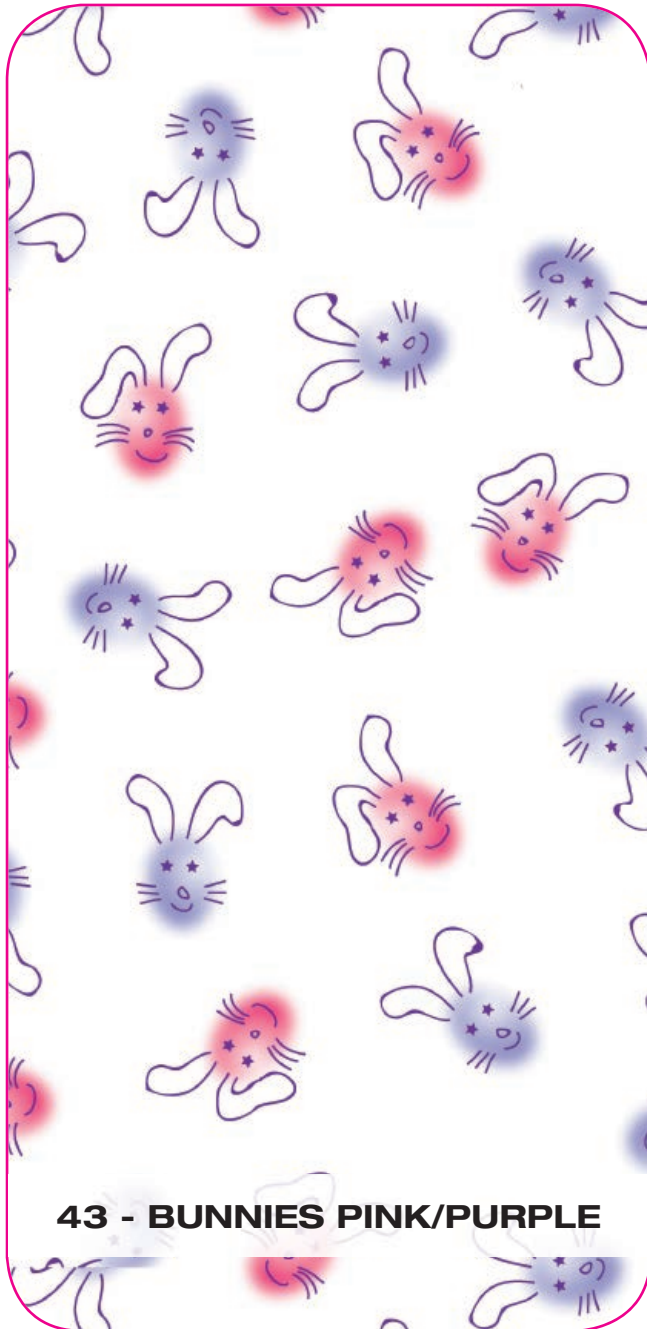


41 - SPRING BUTTERFLIES LILAC

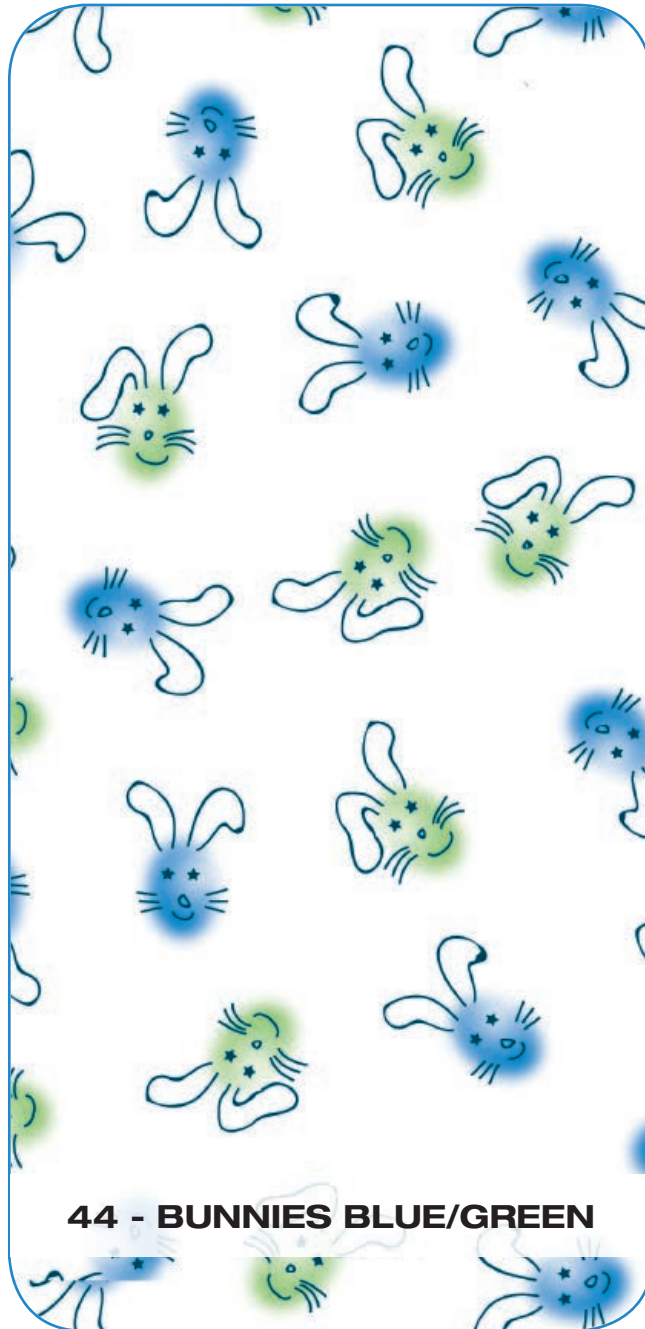


42 - PATTERNED BUTTERFLIES

JSM TRANSFER RANGE



43 - BUNNIES PINK/PURPLE



44 - BUNNIES BLUE/GREEN



45 - CAMO ARTIC

JSM TRANSFER RANGE



JSM TRANSFER RANGE



JSM TRANSFER RANGE



JSM TRANSFER RANGE



55 - HORSES



56 - JOLLY ROGER BLACK



57 - KISSING CATS


JSM TRANSFER RANGE



58 - BUTTERFLIES LILAC



59 - BUTTERFLIES LILAC & PINK




60 - MUSIC TIME


JSM TRANSFER RANGE



61 - PLANETS



62 - RAINDROPS BLUE



63 - SAFARI WHITE

JSM TRANSFER RANGE



64 - SNAKESKIN BLUE



65 - SWIRL BLUE



66 - SWIRL MULTI

JSM TRANSFER RANGE



67 - SWIRL ORANGE



68 - SWIRL PASTEL



69 - TRANSIT BLUE



GENERAL

Confirmation of telephone or fax orders must state "Confirmation" to avoid duplication.

Duplications of order not marked will be chargeable.

All orders must have a confirmed order number.

All goods remain the property of JSM until paid in full.

All goods are subject to VAT. If you believe you are exempt please contact us for an exemption form.

DESPATCH

The following are based on confirmed receipt by JSM of order.

Bespoke footwear	20 working days to fitting plus 10 working days to finish (following fitting)
Bespoke footwear Repairs or Adaptations	20 working days to finish (if no fit is required) 7 working days
Insoles - Flat	7 working days
Nora - Moulded	10 working days
Orthotics	15 working days

*Please be aware holiday periods may have an impact on production.

WEBSITE

This catalogue and relevant order forms are also available to download from our website: www.jsmltd.co.uk alternatively you can email us at: info@jsmltd.co.uk or you can contact us on: **020 8684 2364**

Orthopaedic

Cad Cam Technology

Specialist

Diabetic

Footwear

Measuring

Bespoke

Insoles

Adaptations

Orthoses

Handmade

Repairs

Since 1973

Jane Saunders & Manning Ltd

1a Warwick Road, Thornton Heath, Surrey CR7 7NH

Email: info@jsmltd.co.uk - Tel: 020 8684 2364 - Web: www.jsmltd.co.uk

